

V8000 HDMI MONITOR User Guide



ikan V8000HDMI 8" HD LCD Monitor

INTRODUCTION

Thank you for purchasing our ikan V8000HDMI LCD Monitor. We know you will be satisfied with our "V" series monitors. Please visit www.ikancorp.com for more information on our current and future products including our award winning fluorescent studio lights and light accessories.

PACKAGE CHECK LIST

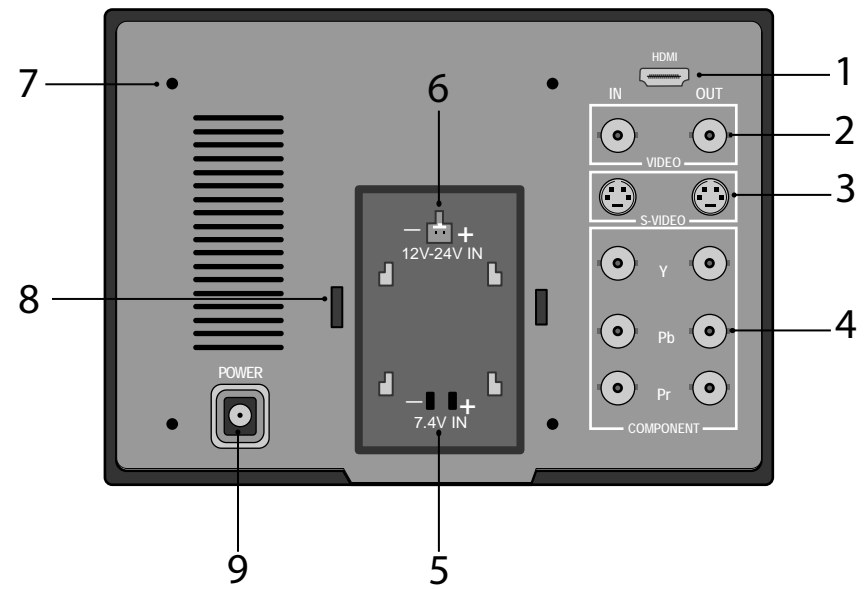
- V8000HDMI HD LCD Monitor
- AC Adapter
- DV Battery Plate (check one): [Sony] [Canon] [JVC] [Panasonic]
- Camera Shoe Mount
- Battery Strap
- User Guide

Checked by

MONITOR DIAGRAMS



1.	POWER	Power switch On / Off
2.	LAMP	Power signal indicator
3.	MENU	Access to all monitor settings: Brightness, Hue, etc.
4.	>	Flip image horizontally While in MENU mode, toggle as up adjust setting
5.	<	Flip image vertically While in MENU mode, toggle as down adjust setting
6.	GUIDES	On-screen guide: 4:3 or Widescreen
7.	ASPECT	Aspect ratio: 4:3 or Widescreen
8.	INPUT	Video mode: HDMI, A/V (Composite), S-Video, SD/HD Component



1.	HDMI - In for HDMI signal
2.	A/V - In/Out for standard definition composite signal
3.	S-Video - In/Out for standard definition S-Video signal
4.	Component - In/Out for standard definition, 720p, and 1080i HD signals
5.	DV Battery Plate Slot
6.	Pro Battery DC Connection
7.	100mm Vesa Holes
8.	Battery Strap
9.	DC 12V Power Connection

GETTING STARTED

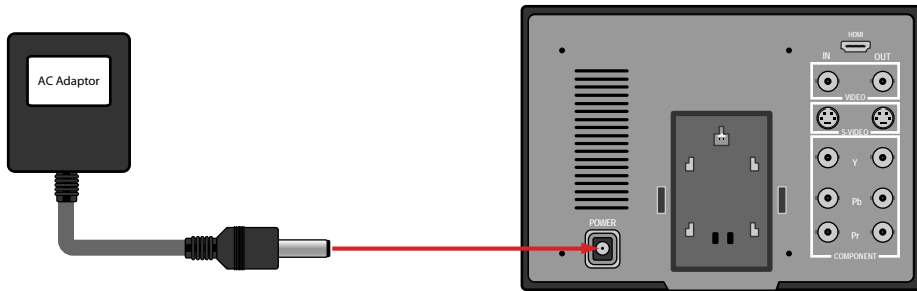
1. Powering The Monitor.

- a) Plug the AC adapter into the power input jack located on the left side of the monitor (when viewing from the rear). *See page 3.*
- b) Connect DV battery to the back of the monitor. And, use the battery strap to secure the battery. *See page 3.*
- c) Connect Pro battery to the back of the monitor. *See page 3.*

2. Connecting The Video Source

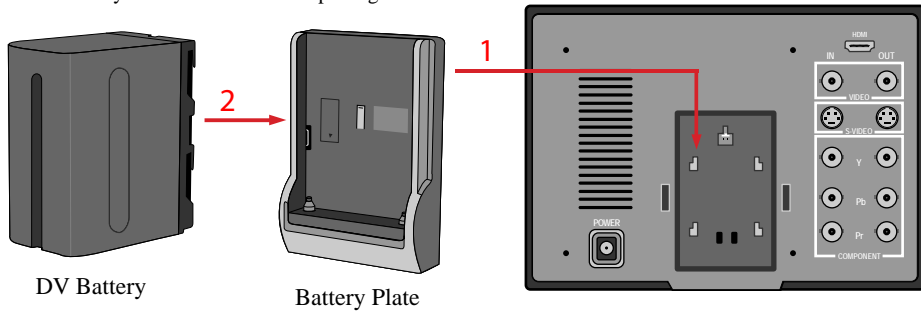
- a) The V8000 HDMI allows you to connect your video cables directly to the rear of the monitor, with support for HDMI, SD/HD Component, S-Video (Y/C), and Composite (A/V). *See page 4.*
- b) The V8000 HDMI features professional BNC connectors for your video inputs. If your equipment does not feature these connectors, you can purchase BNC to RCA adapters at your local electronic store or directly from us at www.ikancorp.com or call us at 713-272-8822.

AC POWER CONNECTION

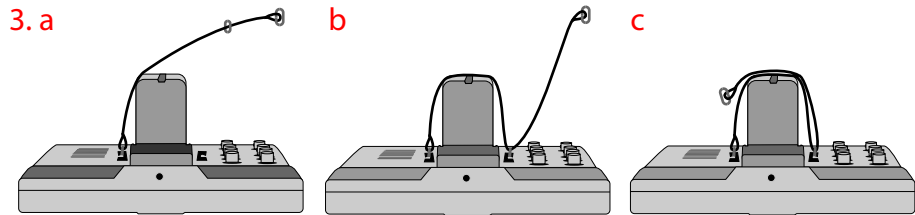


DV BATTERY CONNECTION

** DV Battery is not included in this package.

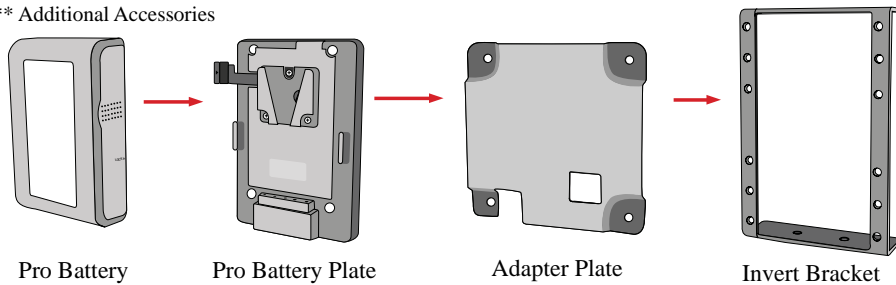


1. Place the battery plate on the battery plate slot, and slide down to lock in place.
2. Install DV Battery on the battery plate.
3. Secure DV Battery with the battery strap.

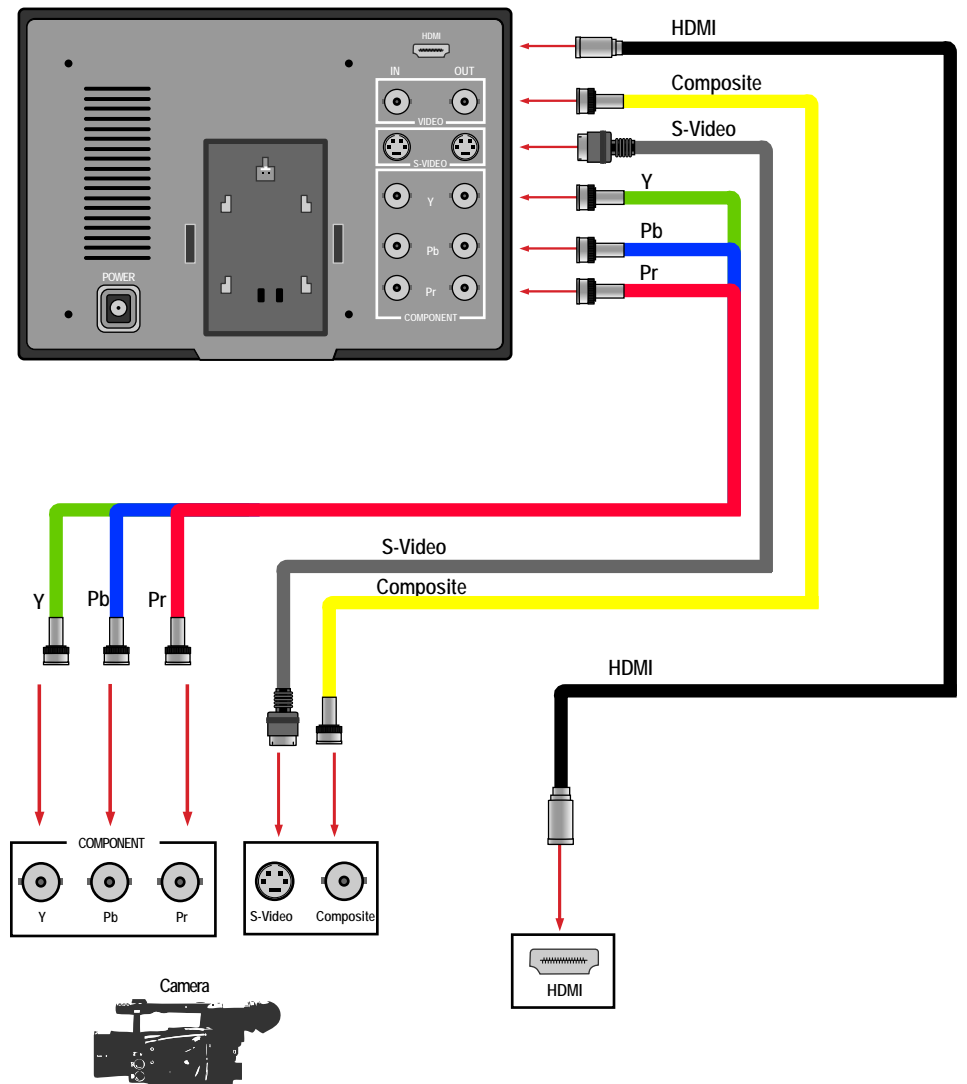


PRO BATTERY CONNECTION

** Additional Accessories



CONNECTING DIAGRAM



**If your equipment does not feature BNC connectors, you need a BNC to RCA adapter.

SPECIFICATIONS

Screen Size: Diagonal 8" TFT - LCD
 Resolution: 800 x 480
 Operating Volts: DC 11-14.8V
 Dimension: 8" x 5.6" x 1.25"
 Weight: 1.15 lbs.

KEY FEATURES

- A variety of inputs including:
 - HDMI, Composite, S-Video, and SD/HD Component.
- Built-in battery support with various battery plates making it compatible with:
 - Sony NP-F970, Canon BP-945, JVC BN-V438U, and CGR-D54
- Supported Resolutions:
 - 480i, 480p, 720p, and 1080i.
- A On-Screen guide features defining safe areas for both 4:3 and Widescreen.
- Push button vertical and horizontal flip of image.
- Battery strap.

WARRANTY

Ikan products are engineered with you in mind for a trouble free performance and a productive product life. For your assurance, product warranties on all parts are available for all ikan products against defective material or workmanship. In case of a defect within the One-year warranty period, please contact the ikan Corporation for an RMA# and a speedy replacement for your ikan product.

CONDITIONS OF WARRANTY SERVICE

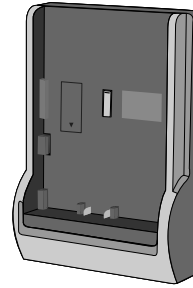
- Free service for one year from the day of purchase if the problem is caused by manufacturing errors.
- The components and maintenance service fee will be charged if the warranty period has expired.

Free Service will not be Provided in the Following Situations:

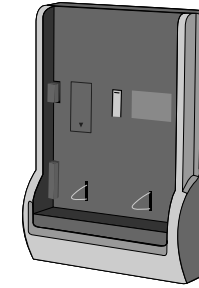
*** Even if the product is still within the warranty period.*

- Damage caused by abuse or misuse, dismantling, or changes to the product not made by the company.
- Damage caused by natural disaster, abnormal voltage, and environmental factors etc.

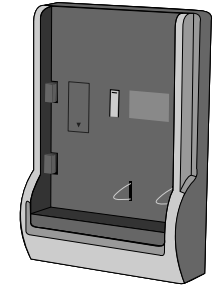
ADDITIONAL ACCESSORIES



Panasonic Battery Plate
 (Panasonic CGR-D54)
\$29.95

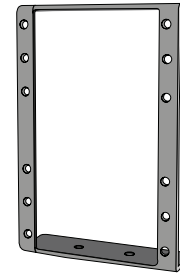


JVC Battery Plate
 (JVC BN-V438U)
\$29.95

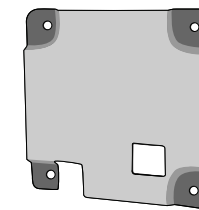


Canon Battery Plate
 (Canon BP-945)
\$29.95

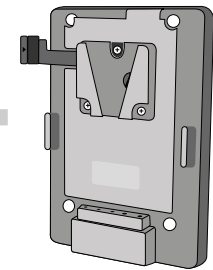
V-Mount Plate Kit \$149.00



Invert Bracket

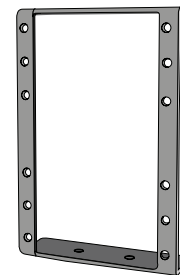


Pro Adapter Plate

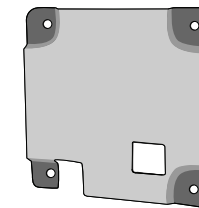


V-Mount Battery Plate

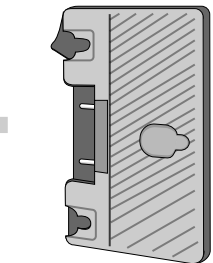
Gold Mount Plate Kit \$149.00



Invert Bracket



Pro Adapter Plate



Gold Mount Battery Plate

Note: For more information on these accessories please visit our website www.ikancorp.com or call us at +1-713-272-8822.