

TAC-2000 Series Tactical Military Fiber Optic Cable and Spool Assemblies



- Custom **military grade**, tactical fiber optic cable assemblies with **up to 12 fibers**.
- Delphi-Packard Hughes **Hermaphroditic**, US Army **TFOCA-II®** or ITT Industries Cannon **FOMC** multi-channel tactical fiber optic connectors.
- Standard lengths include 500, 1000 and 2000 feet. Custom lengths available.
- Crush-resistant and resilient with a thick layer of **Aramid Strength Members**.
- Polyurethane jacketed for abrasion, cut and chemical resistance.
- Re-enforced **Kevlar jacket** strong enough to withstand the weight of a truck.
- Interfaces available for the complete MULTIDYNE fiber optic product line.
- Ideal for temporary field production, ENG, sporting events and military operations.
- The system is available with cable breakouts into standard ST, SC or FC type connectors with a panel-mount hermaphroditic connector (pictured above). Hand tighten cable break-outs (non panel-mount) are available.



Delphi/Packard Hughes
Connector and Fan-out Cable



TFOCA-II® Tactical Connector and Fan-out Cable



In the USA and Canada call **1-(800)-4TV-TEST**
191 Forest Avenue, Locust Valley, NY 11560-2132 USA
1-(800)-488-8378, (516)-671-7278, FAX (516)-671-3362
E-Mail: sales@multidyne.com
Web Site: www.multidyne.com



TFOCA-II® to FOMC Fiber Optic Cable Adapter

Multi-Channel Fiber Optic Cable Assemblies

Multidyne provides custom cable assemblies for virtually any applications. Our stringent quality system, certified to MIL-STD-790, ensures the highest levels of workmanship and performance available today in every cable assembly built.

Cables can be built with:

- TFOCA connectors
- TFOCA-II® connectors
- TFOCA-III™ connectors
- FOMC connectors
- THD connectors
- FS3H connectors
- FS12H pier side connectors
- M28876 connectors
- D38999 connectors
- MIL-ST, or any commercially available connector.

Multidyne cannot support virtually every connector standards. In addition to 100% optical performance testing, Multidyne can also provide value-added services such as thermal cycling, high-temperature aging, and other post-build environmental testing.

- Multidyne uses CECOM approved sources for TFOCA Cable Assemblies.
- Multidyne uses CECOM approved source for TFOCA-II® Cable Assemblies.
- Multidyne assemblies are certified to MIL-STD-2042 for shipboard assemblies.

Every Multidyne cable assembly is covered by a 1-year warrantee from the date of delivery.

"TFOCA-II © is a registered trademark of Amphenol Fiber Systems International."

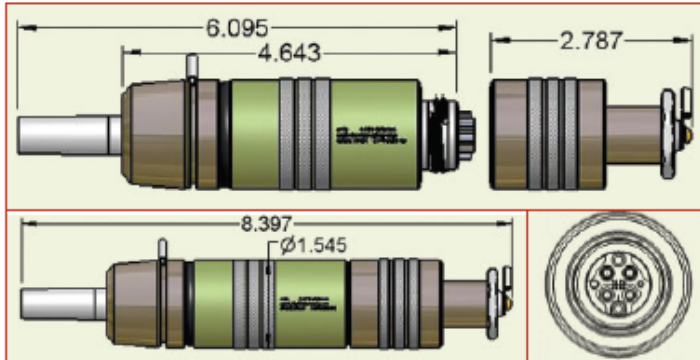
"TFOCA-III is a trademark of Amphenol Fiber Systems International."



In the USA and Canada call 1-(800)-4TV-TEST
191 Forest Avenue, Locust Valley, NY 11560-2132 USA
1-(800)-488-8378, (516)-671-7278, FAX (516)-671-3362
E-Mail: sales@multidyne.com
Web Site: www.multidyne.com

TFOCA II Connector Specification and Features

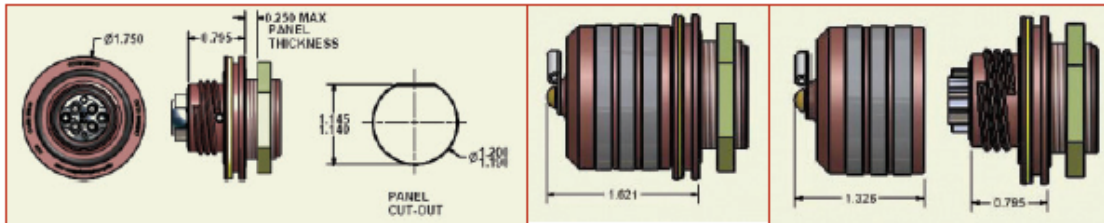
TFOCA/16 PLUG








FEATURES

Ferrule	2.5mm diameter ceramic ferrule
Exterior Parts	Aluminum-Zinc/Nickel Stainless Steel 303, 316 & Brass options
Interior Parts	Aluminum-Anodize/Chemfilm
Hardware	Stainless Steel, Passivated
Seals	Nitrile
Boot	Butyl
Alignment Sleeves	Ceramic split sleeve

TFOCA/17 JAM NUT RECEPTACLE



DESCRIPTION	METRIC/STANDARD
Insertion loss (multimode)	0.30dB - Typical, 0.75dB - Maximum
Insertion loss (single mode)	0.40dB - Typical, 0.75dB - Maximum
Back reflection (single mode-UFC polish)	-50dB - Typical, -40dB - Maximum
Operating temperature	-54° C to + 71° C
Storage temperature	-57° C to + 85° C
Mating Durability	2000 cycles min, TIA-455-21
Impact	Method B, EIA/TIA-455-36
Twist	±90° rotation, one cycle/5sec, 1000 cycles, TIA-455-36
Cable Sealing Flex	Procedure I, EIA/TIA-455-1
Cable Retention	40Clbs min, TIA-455-6
Crush Resistance	45Clbs, TIA-455-26
Temperature Life	250 Hr, 85±2°C
Thermal Shock	Schedule B-0, 10cyc, 85°C, -62°C, EIA/TIA-455-71
Physical Shock	Condition C, 5 shocks/axis, TIA-455-14
Vibration	Conditions III, VI, @10G, EIA/TIA-455-11
Humidity	Type II, EIA/TIA-455-5
Salt Spray	Condition C, EIA/TIA-455-16
Altitude Immersion	TIA-455-15
Fluid Immersion	All fluids subject to 24 hours, EIA/TIA-455-12
Water Pressure	1.0M 24 hours
Freezing Water Immersion	Method A, Procedure 1, mated connectors, EIA/TIA-455-98
Ozone Exposure	Mated Connectors, TIA-455-189
Flammability	EIA/TIA-364-81
Mud Test	5 min. immersion, 10 cycles
Fungus Resistance	28 days, EIA/TIA-455-56
Nuclear, Biological & Chemical Decontamination	Guideline per MIL-HDBK-783
Electromagnetic Effects	IEEE-299, H-Filed 150KHz, 14MHz, Plane wave 400MHz, 1GHz, Microwave 10GHz

FEATURES	BENEFITS
 <p>Inter-operable, inter-matable and even inter-changeable in accordance with MIL-PRF-83526/16, /17 and M29504/16.</p>	<p>Backward and forward compatible with legacy TFOCALI*. Uses same assembly procedures and tools.</p>
 <p>MSHP/16 Termini</p>	<p>Sealed fiber optic termini, moving wire seal and series of o-rings eliminates penetration of dust and moisture.</p>
<p>Captive Split Ceramic Alignment Sleeves within removable Insert Cap.</p> 	<p>Affords single mode performance and conforms to impact, mechanical shock and vibration requirements.</p>
 <p>Enhanced Kevlar[®] Retention System.</p>	<p>Supports 400lb. cable retention without degradation of optical signal.</p>
 <p>Field Repairable Using Existing Parts.</p>	<p>Reusable split sleeve provides fiber optic service loop and snaps together without o-rings.</p>
 <p>Hermaphroditic Dust Cap – Standard on Plug.</p>	<p>Plug and/or receptacle dust caps connect together to prevent dust and moisture penetration.</p>
 <p>Hermaphroditic Design.</p>	<p>Any plug-to-plug fiber optic cabling system on a reel can be instantly provisioned for male (daisy chain) or female connectivity.</p>
 <p>Dry Film Thread Lubrication.</p>	<p>Extends life of mating threads</p>