


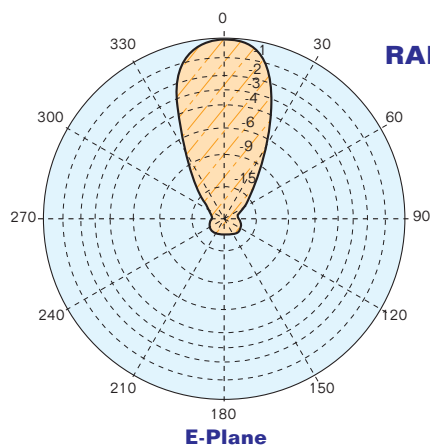
Model AR10 – AR10I – AR10IS

- Yagi Antenna
- 300÷500 MHz
- Gamma Match Tuned
- Vertical or Horizontal polarization
- Directional Pattern

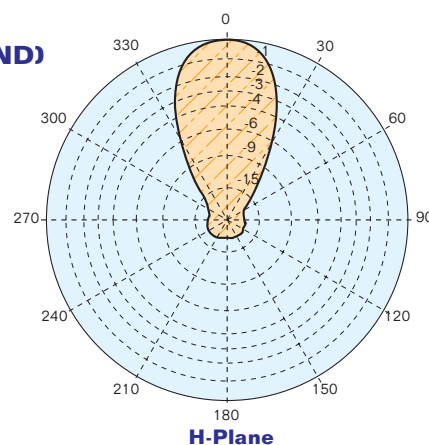


ELECTRICAL DATA	
Frequency range	300÷500 MHz
Impedance	50 Ohm
Connectors	N
Max Power	300W (N)
VSWR	≤ 1.1:1 in the working frequency
Polarization	Horizontal or Vertical
Gain	12 dB (referred to half-wave dipole)
Pattern	E plane ± 20° H plane ± 22°

MECHANICAL DATA	
Dimensions	According to the working frequency (1650 x 380 x 50 mm at 385 MHz)
Weight	According to the working frequency and material used (aluminium or stainless steel)
Wind surface	0.1 m ² (at 385 MHz)
Wind load	13 kg (wind speed at 160 km/h)
Max wind velocity	200 km/h (AR10I / AR10IS)
Materials	AR10: Aluminium elements and stainless steel boom AR10I: Stainless steel elements and boom AR10IS: Stainless steel elements and boom Tig Welded Teflon insulator
Mounting	With special pipe clamps 50÷110 mm dia.



RADIATION PATTERN (MID BAND)



- Gain is provided for vertical polarization.
- If the antenna is side mounted, the supporting structure will have a slight effect on the radiation pattern and VSWR.
- Actual values vary with the specific installation. Contact us for more details of your installation.
- Five ft(1.6m) of pipe required above the top bay and below the bottom bay for to protect from pattern interference by other antennas.
- Antenna wind load is calculated for 100 Mph (160Km/h) per EIA-222-C standard.